

# Geltrex Flex basement membrane matrix

## Volumes you want. Quality you need.

### Product details

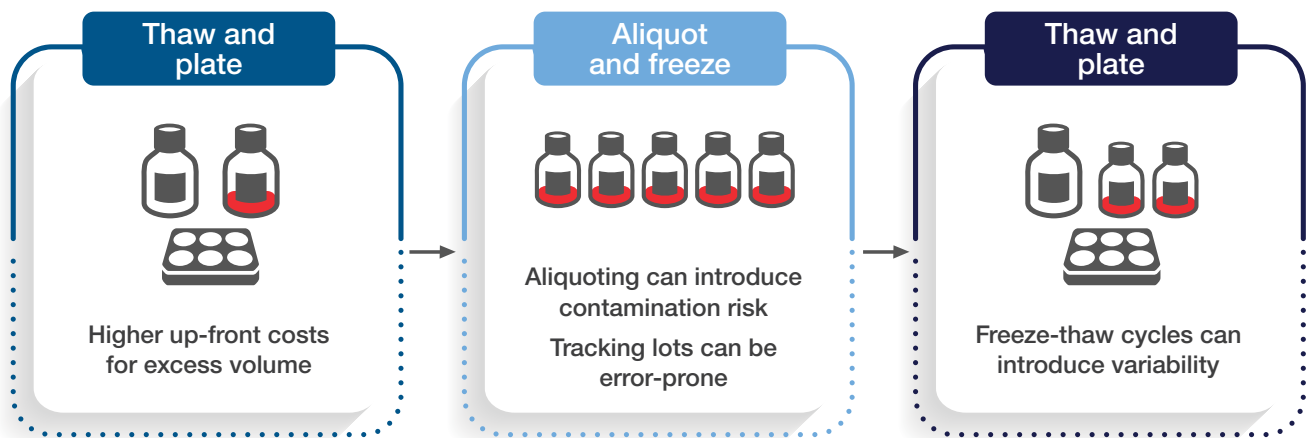
Options are good things when budgets are tight. That's why we offer Gibco™ Geltrex™ LDEV-Free Flex Basement Membrane Matrix in three sizes and three formats, all in recyclable glass vials (Table 1). Geltrex Flex matrix undergoes rigorous testing to offer reproducibility, which helps give your experiments an excellent chance of success.

### Advantages of flexible ordering options

Geltrex Flex matrix is available in 1 mL, 5 mL, and 10 mL volumes, allowing you to purchase only what you need and avoid the hidden costs of aliquoting.

**Table 1. Flexible ordering options to maximize your resources: Geltrex Flex matrix is available in 3 vial sizes and 3 formats.**

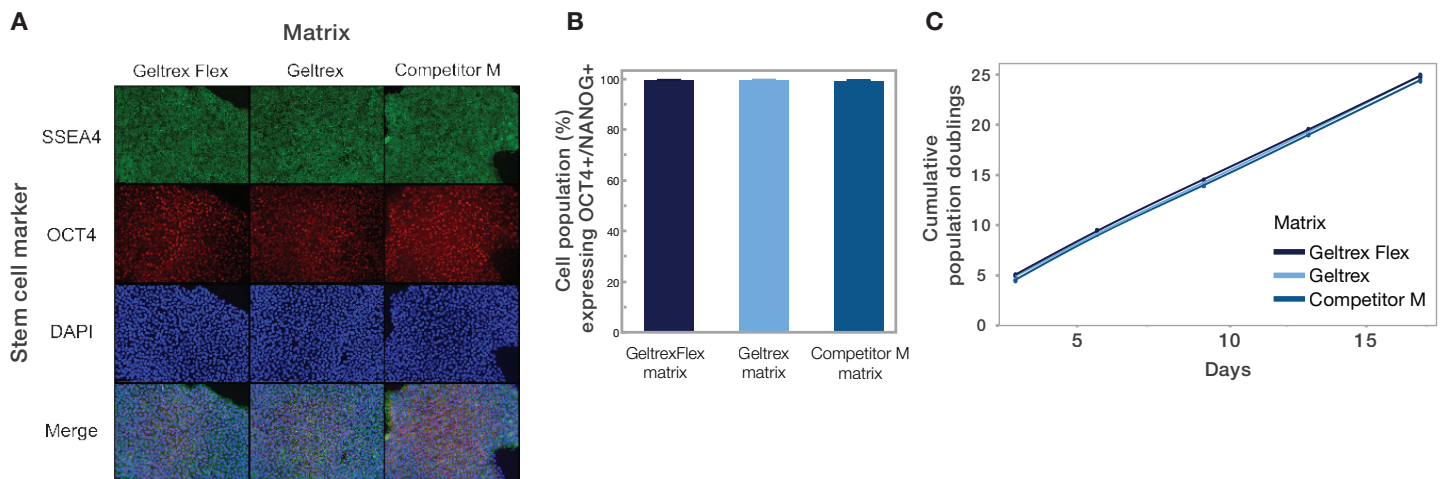
Application	Product	Size	Cat. No.
General cell culture	Geltrex Flex LDEV-Free	1 mL	<a href="#">A4000046701</a>
	Reduced Growth Factor	5 mL	<a href="#">A4000046702</a>
	Basement Membrane Matrix	10 mL	<a href="#">A4000046703</a>
Stem cell culture	Geltrex Flex LDEV-Free	1 mL	<a href="#">A4000046801</a>
	hESC-Qualified Reduced Growth Factor	5 mL	<a href="#">A4000046802</a>
	Basement Membrane Matrix	10 mL	<a href="#">A4000046803</a>
Organoid cell culture	Geltrex Flex LDEV-Free	1 mL	<a href="#">A4000046901</a>
	Organoid-Qualified	5 mL	<a href="#">A4000046902</a>
	Reduced Growth Factor Basement Membrane Matrix	10 mL	<a href="#">A4000046903</a>



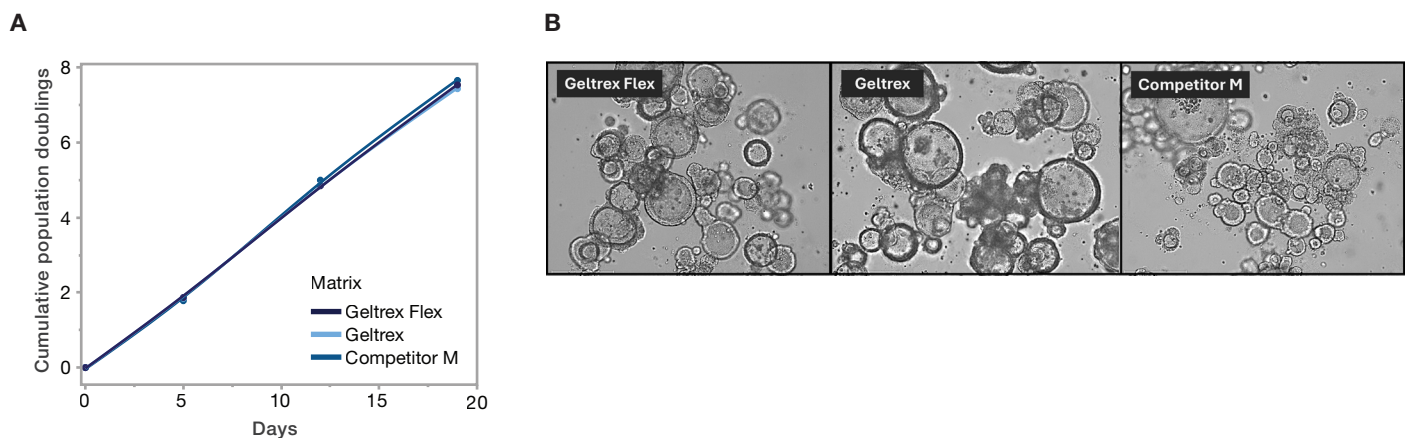
**Figure 1. The hidden costs of aliquoting.** In addition to avoiding high up-front costs from excess volume purchases, this approach helps minimize potential risks from contamination during transfers, manual lot tracking, and variability introduced by additional freeze-thaw cycles.

### Performance data for Geltrex Flex matrix

An appropriate cell culture matrix should recreate an *in vivo* environment and make the most of your lab resources. Explore a representative selection of data demonstrating the ability of Geltrex Flex matrix to support organoid and stem cell culture.



**Figure 2. hiPSCs grow and maintain pluripotency on hESC-qualified Geltrex Flex, Geltrex, and competitor M's matrices.** Assessed parameters included cell morphology, growth and expansion, pluripotency marker expression, viability, gene expression, and neural stem cell induction. **(A)** OCT4/SSEA4 marker expression. **(B)** OCT4/NANOG co-localization. **(C)** Cumulative population doublings over five passages ( $p \leq 0.05$ ) of hiPSCs cultured on the different matrices.



**Figure 3. Every lot of organoid-qualified Geltrex Flex matrix is tested to ensure it supports organoid growth.** Data show that Geltrex Flex matrix supports the growth and maintenance of both embedded and suspended cancer organoids (tumoroids). Human colorectal cancer organoids (HuCo021320) were cultured in suspension in Geltrex Flex, Geltrex, or Competitor M matrix over three passages using the Gibco™ OncoPro™ Tumoroid Culture Medium Kit (Cat. No. A5701201). Comparable **(A)** population doubling and **(B)** morphology were observed across matrices ( $p \leq 0.05$ ).

Distributed by Fisher Scientific. Contact us today:

Austria: fishersci.at Belgium: fishersci.be Denmark: fishersci.dk  
 Germany: fishersci.de Ireland: fishersci.ie Italy: fishersci.it  
 Finland: fishersci.fi France: fishersci.fr Netherlands: fishersci.nl  
 Norway: fishersci.no Portugal: fishersci.pt Spain: fishersci.es  
 Sweden: fishersci.se Switzerland: fishersci.ch UK: fishersci.co.uk

© 2026 Thermo Fisher Scientific Inc. All rights reserved.  
 Trademarks used are owned as indicated at fishersci.com/trademarks.